

INTRODUCTION - VALUE ADDED EXTENSION GUIDE

OneGrade Web is a simple yet very powerful tool. It takes national performance data published by the DfE and allows colleges to create target grades, based on how students perform nationally across the post-16 sector. Colleges can also create their own progress tracking systems for courses which sit outside of the national performance tables, or for ungraded or pass/fail courses. The system is designed to then enable staff to quickly record ongoing judgments of student performance throughout their courses, and provide powerful analysis on student performance across all levels from individual student to whole college.

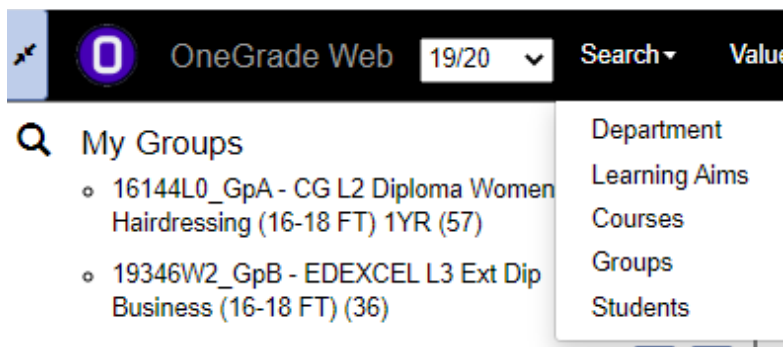
This 'Extension Guide' is intended to be a follow-up to the OneGrade Web 'User Guide', which explains the essential features of the system which teaching staff need to know.

This document gives additional information which may be useful to college managers, technical staff in the IT and/or MIS departments, or teaching staff wanting to explore the system in more depth.

USING THE SEARCH FUNCTIONS

The college can import teachers against groups in order to control what teachers see in the left hand menu. However, you may wish to search for other groups and add yourself manually, or add yourself to other course codes, learning aims and college departments. Furthermore, managers may want to keep certain departments, courses or learning aims on their main screen in order to more easily access reporting.

The Search pages can be found under the main 'Search' menu item at the top left hand side. Click on the word 'Search' to display a drop-down of search options, which are arranged from largest - whole department (or perhaps even campus), to smallest - individual students:



Click on the relevant option. In this example we'll use the search which will probably be the most common i.e. Groups, but the basic principles are the same for all searches.

If we click on 'Groups' from the search menu, this will take us to the page shown overleaf:

Group Selection

All Groups **My Groups**

Groups (860 Records) 20 per Page 1 Of 43 Go

Type Filter... Type Filter... Type Filter... Type Filter... Type Filter...

Type	Group Code ↑	Group Title	Learning Aim Ref	Learning Aim Title
Value Added	11003L0_GpA	OPENAWRD L3 Access HE Dip - Science (72A)	40009579	Access to HE Diploma (Science)
Value Added	11003L0_GpB	OPENAWRD L3 Access HE Dip - Science (72A)	40009579	Access to HE Diploma (Science)
Value Added	11569W1_GpA	OPENAWRD L3 Access HE Dip - Health EVE Yr 1 (55)	40011355	Access to HE Diploma (Health Sciences)
Value Added	11569W2_GpA	OPENAWRD L3 Access HE Dip - Health EVE Yr 1 (55)	40011313	Access to Higher Education Diploma: Health Sciences
Value Added	11570W0_GpA	OPENAWRD L3 Access HE Dip - Health FT 1YR (55)	40011355	Access to HE Diploma (Health Sciences)

The default tab seen above shows a list of all groups from which to select (note that you can also filter columns to help) and the 'My Groups' tab will show only the groups currently attached to your account.

The default sort order is alphabetical by group code, but you can click on any column header to sort by that column instead.

Click on the ellipsis (...) button next to a group to see full details of that group and/or add it to your list of groups on your homepage:

Actions

- Add Into My Groups

OneGrade Web 19/20 Search Value Added English/Maths Dashboard System Help About

Actions

- Add Into My Groups

My Groups

- 16144L0_GpA - CG L2 Diploma Womens Hairdressing (16-18 FT) 1YR (57)
- 19346W2_GpB - EDEXCEL L3 Ext Dip Business (16-18 FT) (36)
- 21747W0_GpA - EDEX L2 First Ext Cert Bus (16-18 FT) 1YR (36)
- 22336W0_GpA - EDEXCEL L2 Ext Cert Applied Science (16-18 FT) 1YR (26)
- 22377L2_GpA - EDEXCEL L3 Ext Dip Business (16-18 FT) (36)
- 23058W0_GpA - OPENAWRD L3 Access HE Dip - Criminology/Psychology FT 1YR (55)
- 25069W1_GpA - EDEXCEL L3 Nat Ext Dip Fashion/Clothing (18+) (51)
- 25114L2_GpA - EDEXCEL L3 Nat Ext Dip Sport Science (16-18 FT) (25)
- 27023W0_GpA - CG L3 Adv Tech Dip Bricklaying (16-18 FT) 1YR (17 - BW)
- 28260W1_GpA - EDEXCEL L3 Nat Ext Dip Art and Design (18+) (51)
- 28260W1_GpB - EDEXCEL L3 Nat Ext Dip Art and Design (18+) (51)

My Courses

Progress Details for Group - 17151W2_GpB

Group Code: 17151W2_GpB Starters: 9
 Group Title: EDEXCEL L3 Ext Dip Eng Elec/Elect (16-18 FT) (13) Continuers: 9
 Dfs Cohort: None Completed: 0
 Size: 3.00 Withdrawn: 0
 GLH: 1080 Transfers: 0

In Year Progress Grouped Reporting In Year Progress vs Target Grade In Year Progress vs Final Grade

In Year Progress (9 Records) *Filtered

Student Ref	Forenames	Surname	Group Code	Course Code	Learning Aim	4. March Review	QoE Pts	National Average Grade	Inflated National Average	Personal Target Grade	In Year Value Added
412837	Student	412837	17151W2_GpB	17151W	50080970	Select Grade...	2.69	DMM	DDM	Select Grade...	-0.41
423952	Student	423952	17151W2_GpB	17151W	50080970	Select Grade...	4.00	DMM	DDM	Select Grade...	2.09
424482	Student	424482	17151W2_GpB	17151W	50080970	Select Grade...	5.73	DMM	DDM	Select Grade...	2.09
424631	Student	424631	17151W2_GpB	17151W	50080970	Select Grade...	4.95	DMM	DDM	Select Grade...	2.09
424912	Student	424912	17151W2_GpB	17151W	50080970	Select Grade...	5.36	DMM	DDM	Select Grade...	2.09
425256	Student	425256	17151W2_GpB	17151W	50080970	Select Grade...	2.88	DMM	DDM	Select Grade...	2.09
425386	Student	425386	17151W2_GpB	17151W	50080970	Select Grade...	3.13	DMM	DDM	Select Grade...	-0.07
426386	Student	426386	17151W2_GpB	17151W	50080970	Select Grade...	3.92	DMM	DDM	Select Grade...	-0.74
427379	Student	427379	17151W2_GpB	17151W	50080970	Select Grade...	4.75	DMM	DDM	Select Grade...	2.09
							4.16				1.26

Once a group is added it will appear in your menu on the main screen each time you log in:

OneGrade Web 19/20 Search Value Added English/Maths Dashboard System Help About

My Groups

- 17151W2_GpB - EDEXCEL L3 Ext Dip Eng Elec/Elect (16-18 FT) (13)
- 19346W2_GpB - EDEXCEL L3 Ext Dip Business (16-18 FT) (36)
- 21747W0_GpA - EDEX L2 First Ext Cert Bus (16-18 FT) 1YR (36)
- 22336W0_GpA - EDEXCEL L2 Ext Cert Applied Science (16-18 FT) 1YR (26)
- 22377L2_GpA - EDEXCEL L3 Ext Dip Business (16-18 FT) (36)

Value Added English Maths

In Year Progress (153 Records) *Filtered 25 per Page 1 Of 7 Go

Student Ref	Forenames	Surname	Group Code	Course Code	Learning Aim	4. March Review	QoE Pts	National Average Grade	Inflated National Average
416769	Student	416769	28260W1_GpA	L30050/1W	60172290	MMP	2.21	PPP	MPP
419402	Student	419402	28260W1_GpA	L30050/1W	60172290	DMM	3.00	MMM	DMM

The learning aim and course codes attached to the group will also be in your left hand menu, along with all of the students in the group. The students will of course also appear in the main table on the home page.

VIEWING GROUP, COURSE, LEARNING AIM DETAILS

The group and course screens show some simple summary data relating to the group or course:

Group:

Progress Details for Group - 25069W1_GpA

Group Code:	25069W1_GpA	Starters:	5
Group Title:	EDEXCEL L3 Nat Ext Dip Fashion/Clothing (18+) (51)	Continuers:	5
Dfe Cohort:	Applied general	Completed:	0
Size:	3.00	Withdrawn:	0
GLH:	1080	Transfers:	0

Course:

Progress Details for Course - EDEXCEL L3 Nat Ext Dip Art and Design (18+) (51)

Course Code:	L30050/1W	Starters:	29
Course Title:	EDEXCEL L3 Nat Ext Dip Art and Design (18+) (51)	Continuers:	24
NVQ Level:	3	Completed:	0
		Withdrawn:	5
		Transfers:	0

Each course or group may contain multiple learning aims, and learning aims may exist across multiple course codes. The Learning Aim screen has a tab with more detailed information available:

Progress Details for Learning Aim - BTEC National Extended Diploma in Art and Design

Learning Aim Ref:	60172290	Starters:	26
Learning Aim Title:	BTEC National Extended Diploma in Art and Design	Continuers:	20
Type:	0006	Completed:	0
Awarding Body:	EDEXCEL	Withdrawn:	6
NVQ Level:	3	Transfers:	0

In Year Progress

Grouped Reporting

In Year Progress vs Target Grade

In Year Progress vs Final Grade

More Details

OFQUAL Details

Qualification Level:	Level 3
Minimum Guided Learning Hours:	1080
Maximum Guided Learning Hours:	1080
Total Qualification Time:	1440
Guided Learning Hours:	1080
Overall Grading Type:	Graded
GCE Size Equivalence:	
GCSE Size Equivalence:	
Grading Scale:	PPP/PPM/PMM/MMM/MMD/MDD/DDD/DDD*DD*D*D*D*

QAN Details

AB:	103
AB Name:	Pearson Education Ltd
AB Acronym:	Pearson
Map:	LDCS
DC:	JA2
DC Name:	Art and Design
SSFT1:	9
SSFT2:	9.2

VIEWING STUDENT DETAILS

You can click on a student reference either in a main grid,

or from the list of students in your groups in the left hand sidebar.

Viewing a student from the context of a Value Added aim or Maths/English will show data on their progress in that context e.g. for an A level student you will see all Value Added aims together in a single table:

Progress Details for Student - Student 423929

Student Ref:	423929	Gender:	F
Forenames:	Student	Free School Meal:	<input type="checkbox"/>
Surname:	423929	Tutor Group Code:	
DoB:	25/07/2002	Att Banding:	85-90
Age:	17	PostCode:	ST10
Ethnicity:	English / Welsh / Scottish / Northern Irish / British	Previous School:	Tilbrook Academy
		Overall Att:	87.50

Student Ref	Forenames	Surname	Group Code	Course Code	Learning Aim	4. March Review	QoE Pts	National Average Grade	Inflated National Average	Personal Target Grade	In Year Value Added
423929	Student	423929	English B3/Y2 (L)	22485L	60146412	Select Grade...	5.75 ---	B	A	Select Grade...	-0.51
423929	Student	423929	Psychology B5/Y2 (L)	22486L	60151225	Select Grade...	5.75 ---	C	B	Select Grade...	-0.21
423929	Student	423929	Sociology B2/Y2 (L)	22487L	60139948	Select Grade...	5.75 ---	B	A	Select Grade...	0.15
-0.19											

Note that there are also tabs to view enrolment and qualification on entry details.

However, viewing a student from a student search will show their whole programme - Value Added aim progress alongside any progress data from Maths and/or English enrolments:

Progress Details for Student - Student 387063

Student Ref:	387063	Gender:	M
Forenames:	Student	Free School Meal:	<input type="checkbox"/>
Surname:	387063	Tutor Group Code:	
DoB:	25/11/1997	Att Banding:	WN2
Age:	21	PostCode:	Wigan & Leigh College
Ethnicity:	English / Welsh / Scottish / Northern Irish / British	Previous School:	
		Overall Att:	

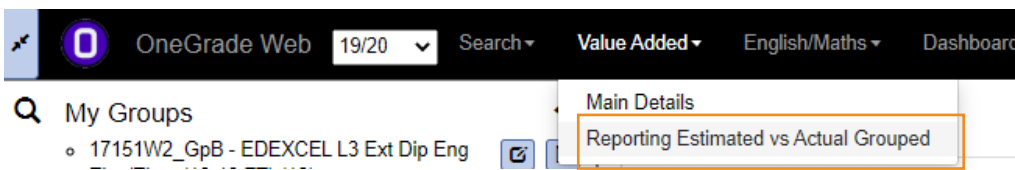
Student Ref	Forenames	Surname	Group Code	Course Code	Learning Aim	4. March Review	QoE Pts	National Average Grade	Inflated National Average	Personal Target Grade	In Year Value Added
387063	Student	387063	28063L1_GpA	L30049/1L	60174225	Select Grade...	3.00 ---	MPP	MMP	Select Grade...	2.03

GROUPED REPORTING

Grouped Reporting is an extremely powerful feature of OneGrade Web, which allows you to measure students' progress across groups, courses, departments, divisions, campuses, or any other level you need. The grouped reporting screens include up to 4 grouping categories, so you can include any combination of the fields held in OneGrade such as gender, ethnicity, post code, LLDD indicator, deprivation indicator - or any user defined fields such as college structure levels, students' previous school, or attendance.

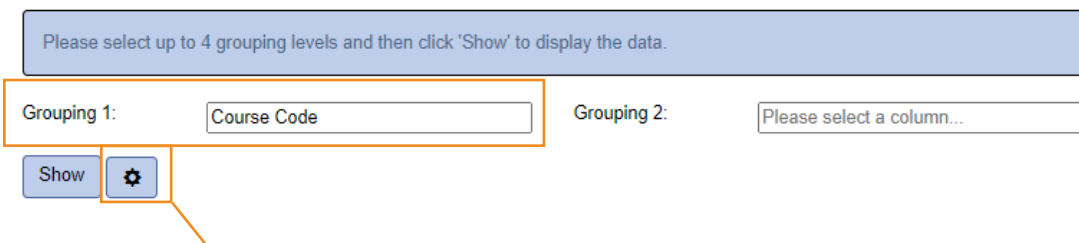
From The Main Menu

You can access the grouped report from the top level menu under 'Value Added' as seen below:

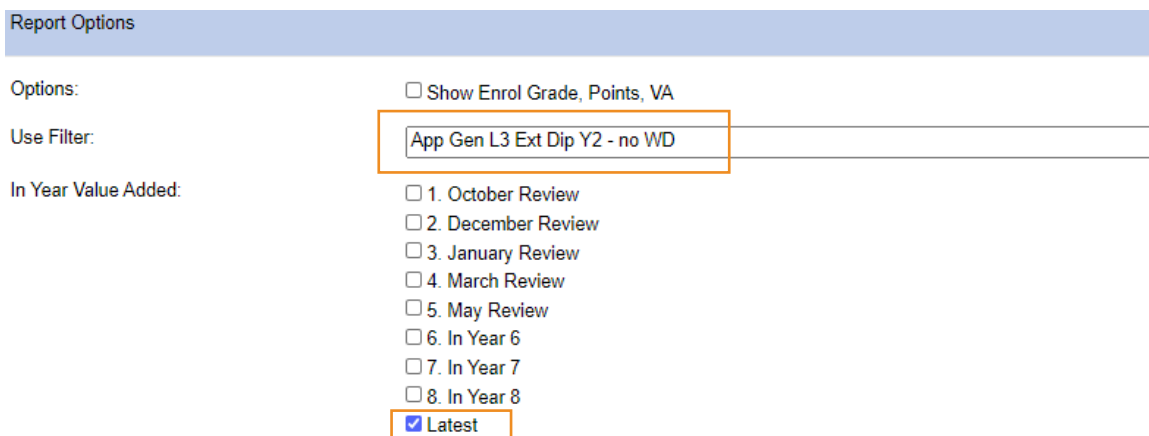


'Reporting Estimated vs Actual Grouped' opens the screen below, where you can pick up to 4 grouping categories. For example below we are choosing to group simply by Course Code:

Reporting Estimated vs Actual Grouped



Next click on this button to choose which current in-year grade to use for students' in-year performance, plus any filters which have been set up in the Windows Administration system (by your OneGrade report writer or administrator):



in the example above we've chosen a filter to include only Y2 Extended Diploma students. You can then specify which progress review you wish to use by ticking the relevant review against 'In Year Value Added'. Leaving this set to the default of 'Latest' will use the most progress review held in the system for each student, even if these are drawn from different progress reviews.

Using the settings in the previous page, we get a powerful grouped report showing current progress for all students within a range of 15 different year 2 Extended Diploma courses. On the left of the report we see counts of students per course, counts of students with average QOE scores, and average QOE per course:

Grouping 1: Grouping 2: Grouping 3: Grouping 4:

Value Added (15 Records)									
Course Code	VA Type	Cohort	Qualification Type	Num Enrols	Num Students	QoE - All (College)	QoE - GSCE (College)	Num Enrols with QoE (All)	
...	19346W	L3VA	Applied general	BTEC Diploma Level 3 Business Studies (size 3)	22	22	4.11		22
...	22377L	L3VA	Applied general	BTEC Diploma Level 3 Business Studies (size 3)	5	5	4.90		5
...	21690W	L3VA	Applied general	BTEC Diploma Level 3 Acting: Music Theatre (size 3)	4	4	3.32		4
...	21691W	L3VA	Applied general	BTEC Diploma Level 3 Acting: Music Theatre (size 3)	13	13	3.84		13
...	17197W	L3VA	Applied general	BTEC Diploma Level 3 Music Studies (General) (size 3)	7	7	3.95		7
...	22327W	L3VA	Applied general	BTEC Diploma Level 3 Music Studies (General) (size 3)	8	8	4.26		8
...	17101L	L3VA	Applied general	BTEC Diploma Level 3 Sports Studies (size 3)	18	18	3.52		18
...	17182W	L3VA	Applied general	BTEC Diploma Level 3 Sports Studies (size 3)	46	46	3.58		46
...	28466L	L3VA	Applied general	BTEC Diploma Level 3 Sports / Movement Science (size 3)	2	2	5.25		2
...	17186W	L3VA	Applied general	BTEC Diploma Level 3 Health Studies (size 3)	70	70	3.90		70
...	17271L	L3VA	Applied general	BTEC Diploma Level 3 Health Studies (size 3)	12	12	3.53		12
...	22321W	L3VA	Applied general	BTEC Diploma Level 3 Health Studies (size 3)	11	11	5.00		11
...	17235L	L3VA	Applied general	BTEC Diploma Level 3 Applied Sciences (size 3)	10	10	4.56		10
...	22337W	L3VA	Applied general	BTEC Diploma Level 3 Applied Sciences (size 3)	17	17	4.08		17
...	25114L	L3VA	Applied general	BTEC National Extended Diploma L3 - Band N - PPP-D*D*D* Sports / Movement Science	8	8	4.51		8
Totals:					253	253	3.95		253

Scroll to the right to see a comparison of target vs in-year grade profiles by course, plus a count of student numbers above/below/on target:

Value Added (15 Records)											
Course Code	Num Enrols with QoE (GCSE)	Recent Est. Points	Recent Est. Grade	Num IY Enrols	Latest IY Grade	Latest IY Points	Latest IY vs Recent	Latest IY Above Recent Est Grade	Latest IY Below Recent Est Grade	Latest IY Equal Recent Est Grade	
...	19346W	112.10	DDD	22	DDD	102.50	-0.32	11	11	0	
...	22377L	120.70	D*DD	5	D*DD	122.00	0.04	1	2	2	
...	21690W	88.10	DMM	2	DDD	105.00	0.15	1	1	0	
...	21691W	99.87	DDM	13	DDM	91.92	-0.26	4	9	0	
...	17197W	87.61	DMM	6	MMP	63.33	-0.84	1	5	0	
...	22327W	92.78	DDM	8	DDM	93.13	0.01	4	4	0	
...	17101L	94.23	DDM	17	D*DD	117.65	0.86	13	1	3	
...	17182W	96.36	DDM	46	DDD	107.83	0.38	26	18	2	
...	28466L	115.47	D*DD	2	D*DD	120.00	0.15	1	1	0	
...	17186W	115.99	D*DD	69	DMM	88.55	-0.92	6	54	8	
...	17271L	112.56	D*DD	12	D*DD	121.67	0.30	7	4	1	
...	22321W	129.09	D*D*D	11	D*D*D*	150.00	0.70	11	0	0	
...	17235L	107.96	DDD	10	D*DD	120.00	0.40	6	2	2	
...	22337W	101.31	DDD	17	DDD	107.65	0.21	7	8	2	
...	25114L	90.54	DDM	8	DDD	104.38	0.46	6	1	1	
Totals:		106.10		248		103.55	-0.09	105	121	21	

DASHBOARD REPORTING

The dashboard is accessed via the top level menu as seen below, which then gives the option between 'Value Added' (i.e. core aims) and English/maths dashboard reports:



We will only consider some of these in this document. For example the Value Added 'Headlines' give a range of overarching measures e.g. enrolments by cohort, students with/without QOE score by cohort, students above/below/ on target by cohort, with a full criteria selector at the left hand side:

Actions

- Full Screen Mode
- Print Dashboard
- Import Dashboard

Dashboards

- Final Grade Analysis
- Headlines**
- Invalid IY Grades
- QoE Analysis
- Start Points

Filters

Academic Year:

Age on 31 Aug <=:

Age on 31 Aug >=:

Att Banding:

Attendance(Enrolment):

Awarding Body:

Campus:

Completion:

Course:

Department:

Ethnicity:

Free School Meal:

Gender:

Learning Aim:

NVQ Level:

PostCode:

Previous School:

Qualification:

Qualification Type:

Size <=:

Size >=:

Student Group Code:

Subject:

Headlines

Enrolments per Cohort

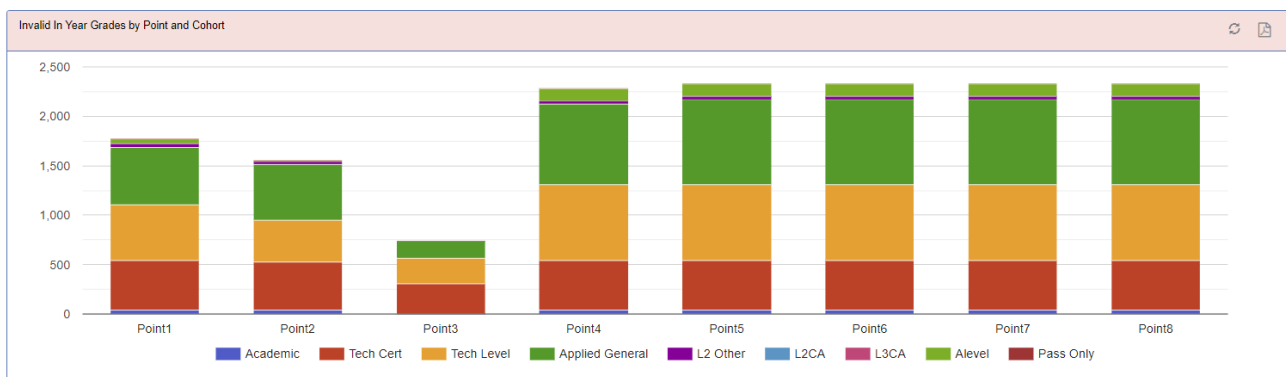
Enrolments without QoE Score by Cohort

Enrolments With or Without Target Grade

Latest Grade vs Target All Cohorts

Among other vital data-sets from a QA perspective would be number of in-year grades set or outstanding:

Invalid IY Grades



SYSTEM SETTINGS AND ONEGRADE CLIENT SYSTEM

To get the best out of OneGrade Web, you need to ensure that settings are checked in the main OneGrade Client system (the admin tool which OneGrade colleges need to install to sit behind the web system).

The following settings in OneGrade client are used to control certain important aspects of OneGrade Web:

1. **STRUCTURE :** in the example data in this document we are using EnrolmentUserDefinedString3 to hold the department indicator for each enrolment record, as seen in OneGrade client below:

OneGrade from Total College Ltd.

System Field Name	Table Name	User Defined Name
UserDefinedString3	Enrolment	Department

You may use a different UDF to hold college structure. The UDF which you choose to use for college structure in OneGrade Web needs to be set as the system setting value in OneGrade client as seen below:

OneGrade from Total College Ltd.

System Setting Name	defaultValue	System Setting Value
College Structure UDF	Course UserDefinedString1	Enrolment UserDefinedString3

2. **PROGRESS REVIEW CYCLES :** at any given point in time you can control which of the (up to) eight different progress reviews are visible to teachers by default when they first log in to OneGrade Web, plus the names given to the review points. This is controlled using this page in the OneGrade client system:

OneGrade from Total College Ltd.

Academic Year ID	Default Description	Description	Show By default
19/20	IY Grade1	October Review	False
19/20	IY Grade2	December Review	False
19/20	IY Grade3	January Review	False
19/20	IY Grade4	March Review	True
19/20	IY Grade5	May Review	False
19/20	IY Grade6	In Year 6	False
19/20	IY Grade7	In Year 7	False
19/20	IY Grade8	In Year 8	False

Clicking on the 'Details' button gives this pop-up to manage visibility and naming of review points:

InYear Grade Settings Details

Academic Year ID:

InYear Grade ID:

Default Description:

Description:

Show By Default?